




MUTECLAD™



Adaptable architectural solutions designed to remove the need for the typical millwork model. Select one of our standardized products or design along side us for a solution that lasts longer than your current project.

MUTECLAD™

KEY FEATURES

MUTECLAD™ is a product of Adapt Studio designed to cover both flat and radiused surfaces for a number of applications. Available in two profile configurations, two felt colors, several species and finishes. Designers can now specify exactly what they are looking for on their current projects while avoiding the high pricetag of traditional millwork solutions. All products are manufactured in Richmond, VA with sustainably-sourced, real lumber. Adapt Studio provides excellent finishes with high green standards both for the end-customer and its employees.

WHY CHOOSE MUTECLAD?

THOUGHTFUL DESIGN

- SOLID WOOD SLATS - NO MDF
- LAPPING JOINTS COVER SEAMS
- MULTIPLE INSTALLATION TECHNIQUES INCLUDING PEEL AND STICK

PRACTICAL USE

- NOISE REDUCING
- SOAP AND WATER CLEANABLE
- DURABLE OIL FINISHES
- HIGH-TRAFFIC READY

SPECIFIABLE

- CURVED OR FLAT SURFACES
- MULTIPLE PROFILE CONFIGURATIONS
- SEVERAL OPTIONS FOR SPECIES AND FINISHES
- MULTIPLE PANEL LENGTHS



**FIND THE PERFECT OPTION
FOR YOUR PROJECT**

STEP 1: WALL APPLICATION

STEP 2: CHOOSE A SLAT PROFILE

STEP 3: CHOOSE A SLAT FINISH

STEP 4: CHOOSE A FELT BACKER

STEP 5: WRITE YOUR SPECIFICATION

MUTECLAD™ Standard & Adapted For Curves

PRODUCT OPTIONS

STEP 1: WALL APPLICATION

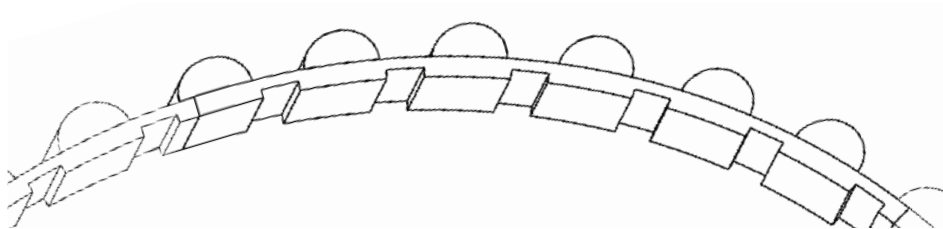
Choose the product model that best serves your design. *MUTECLAD Standard* is suitable for flat conditions and *MUTECLAD Adapted for Curves* can accommodate gentle to very tight, radiused conditions. Choose which product will suit your design conditions best. Both models have the exact same reveals and profile dimensions. Therefore, each can be used interchangeably when both flat AND curved applications are needed.

Use MUTECLAD products on walls, ceilings, partitioning structures, soffits, elevator cabs, or any other area where consistent slatted surfaces are needed.

FLAT SURFACES - MUTECLAD Standard



CURVED SURFACES - MUTECLAD Adapted for Curves



TECHNICAL NOTES:

ADAPTED FOR CURVES

TYPICAL RADIUS

A typical radius should be identified as larger than 10" and smaller than 48". These are the most common radii used on a project and is exactly what *MUTECLAD Adapted for Curves* was designed for.

GENTLE RADIUS

MUTECLAD Adapted for Curves can easily accommodate a gentle radius which we define as larger than 48". Our product easily wraps around these conditions.

TIGHT RADIUS

A tight radius should be defined as less than 10". Shorter panels can bend tighter than 10" and a longer panel may have difficulty at this point. We recommend using shorter panels for these situations between the lengths of 24" and 48". If you have concerns about your project details and the use of *MUTECLAD Adapted for Curves* please speak to your Sales Representative for how we can accommodate your project.

LIGHTING INTEGRATION

REPEATABLE WIDTHS

Consistent reveals are achieved effortlessly with our pre-engineered products. You never have to worry about the gaps being off again. Our manufacturing processes produce perfect reveals every time.

LIGHTING

We built MUTECLAD to integrate with typical widths of auto-release clipped down lighting so that it can be used on ceilings.

HVAC

Integrated flanges for ceilings available through our custom program. Please contact one of our sales representatives for more details.

SURROUNDING MILLWORK

MATCHING FINISHES

What if you need base moulding with a matching finish, door casings or window trim? We provide custom millwork integration wherever needed to achieve the harmony your space requires.

Contact one of our sales representatives about our custom capabilities.

**MADE IN
RICHMOND, VA**

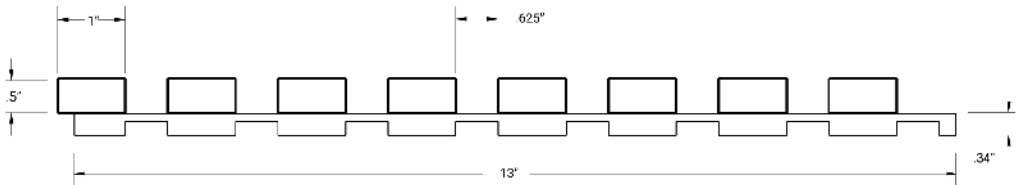
MUTECLAD™

PRODUCT OPTIONS

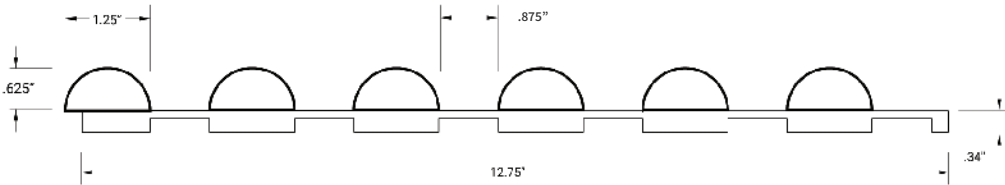
STEP 2: CHOSE A SLAT PROFILE

MUTECLAD is offered in two profiles. 1" Flat and 1.25" Reed. Our flat profile has a rich but planer feel that is both modern and natural looking. The gap is narrow enough to provide distinct shadow yet wide enough to allow light to illuminate the solid wood sides of each slat. 1.25" Reed presents a more three dimensional take on slatted walls. It is a luxurious look with each curved slat modelled by surrounding light and enriching its finish.

1" FLAT



1.25" REED



MUTECLAD™

PRODUCT OPTIONS

STEP 3: CHOOSE A SLAT FINISH

MUTECLAD is a truly specifiable product that allows for multiple configurations to suit your project's needs. From light and airy to dark and moody, we offer a finish solution for whatever palette you are looking for.

SLAT FINISH




RAW OAK



OILED OAK



LIGHTENED OAK



DARKENED OAK



BRIGHT BIRCH PLYWOOD



CALIFORNIA WALNUT

TECHNICAL NOTES:

FINISHES

NON-TOXIC

Finishes are Non-toxic hard wax oil finishes
Eco-friendly with Zero VOCs.
Binding agents are derived from renewable, raw plant materials
Finishes are Greenguard Gold Standard products

LIGHTFASTNESS + UV RESISTANCE

Our finishes will not yellow over time.
Keeping in mind that wood can oxidize over time causing the lumber to get darker or lighter depending on the species. This is a natural process related to the characteristics of wood in general.
If darkening or lightening is a concern a UV resistant coating should be used for intense lighting conditions. Please speak with your sales representative about this feature.

EASY CLEANING

Our products have a protective coating making them out of the box ready for water-based cleaning. Surfaces will resist stains from dirt and grime automatically. We recommend typical soap and water and a non abrasive pad for cleaning the wood slats.

The PET felt is naturally hydrophobic and infrequent spills will roll off. We recommend vacuuming the surface to remove food or liquid before wiping with a clean cloth.

SLATS

RESPONSIBLE FORESTRY

Our slats are made from solid lumber and sourced sustainably for a promising global future in mind. We work with local mills to provide the highest quality lumber possible within the industry.

HIGH-TRAFFIC

The solid wood slats on MUTECLAD are ready for real life and real people. We know almost anything can happen in a busy setting so dents and small scratches are inevitable. We can provide a maintenance oil, safe and easy to use by anyone regardless of their expertise to hide superficial scratches and bring MUTECLAD back to its original luster.

Please contact one of our sales representatives for details.

BACKER

60% Recycled PET Fiber
NAF - No added Formaldehyde
Eco - friendly
Archival Acrylic Adhesive (Peel and Stick Option)

MUTECLAD™

PRODUCT OPTIONS


STEP 4: CHOOSE A FELT BACKER

Choose from one of our two acoustic felt backer options made from recycled plastic. Wheat is a warm, perfect gray that does not feel yellow, purple or blue in cast but instead is distinguishably gray. This color is great for lighter and more casual settings. Our second color is a deep dark gray with a subtle shimmer reminiscent of charcoal from where it gets its name. We recommend this look for a more sophisticated or edgy interior.

FELT



WHEAT



CHARCOAL

TECHNICAL NOTES:

BACKER

60% Recycled PET Fiber
Archival Adhesive (Peel and Stick Option)
E84 Compliant
Eco - friendly
Seams present in felt at 96"

ACOUSTICS

MUTECLAD features an 9mm PET felt with acoustic properties. This thickness of PET felt has a noise reduction coefficient (NRC) of 0.3 alone. The addition of slats on the surface increases diffusion. We recommend adding additional furring and sound board insulation for high acoustic requirements.

LEAD TIMES

Lead times for our standard product line is typically 8-10wks but are subject to change for custom orders including change of species, colors, and other modifications to the standard product line.



MUTECLAD™

PRODUCT OPTIONS

STEP 5: WRITE YOUR SPECIFICATION

We know how important it is to get the right product with the correct options on site the very first time! After identifying your product it's time to clarify your product options for the purchaser.

In this step, follow the format below to ensure the correct specification. Fill in the black boxes with your chosen option listed in gray. Copy this format into your drawing set with all the included punctuation and we will take it from there.

MUTECLAD™ - Standard

MUTECLAD™ Standard - **PROFILE** , **SLAT FINISH** (**FELT BACKER**) By Adapt Studio | specs@madetoadapt.com

1" FLAT	RAW OAK	WHEAT
1.25" REED	OILED OAK	CHARCOAL
	LIGHTENED OAK	
	DARKENED OAK	
	BRIGHT BIRCH	
	CALIFORNIA WALNUT	

EXAMPLE:

MUTECLAD™ Standard - **1" FLAT** , **RAW OAK** (**WHEAT**) By Adapt Studio | specs@madetoadapt.com

MUTECLAD™ - Adapted for Curves

MUTECLAD™ Adapted - **PROFILE** , **SLAT FINISH** (**FELT BACKER**) By Adapt Studio | specs@madetoadapt.com

1" FLAT	RAW OAK	WHEAT
1.25" REED	OILED OAK	CHARCOAL
	LIGHTENED OAK	
	DARKENED OAK	
	BRIGHT BIRCH	
	CALIFORNIA WALNUT	

EXAMPLE:

MUTECLAD™ Adapted - **1" FLAT** , **RAW OAK** (**WHEAT**) By Adapt Studio | specs@madetoadapt.com

NOTES:

WHY DO THIS?

We know that mistakes can happen in any office. By following this simple format, we drastically diminish the many factors that can create an incorrect specification. Following this format keeps the specification intact with all the necessary information that your design team and your client has spent valuable time deliberating over.

THREE-PART SPEC?

Adapt Studio produces fully realized products designed to be installed by wall and ceiling system experts. We recommend specifying OUTSIDE of division 06 to maintain consistent product expectations. By classifying a clear product spec under walls and ceilings or other similar divisions, ADAPT STUDIO can help keep your product from becoming a costly custom millwork solution.

For more questions, please email us at

specs@madetoadapt.com.

MUTECLAD™

PRODUCT OPTIONS

INSTALLATION

TECHNICAL NOTES:

BASIC INSTALLATION METHODS

MUTECLAD™ Standard can be installed using one of three methods for different conditions.

- Peel and stick, high-strength acrylic adhesive designed for drywall
- Direct installation to 3/4" furring using our custom powder-coated fasteners
- Direct polyurethane adhesive to drywall or plywood.

MUTECLAD™ Adapted for Curves should be installed using mechanical fasteners direct to plywood or bendable furring for tight curves. For gentle and common curves use polyurethane adhesive direct to gypsum wall board or plywood substrate.

Please speak with your sales representative about which installation method is right for your application and requirements.

SUBSTRATES

We recommend applying MUTECLAD™ to clean drywall or plywood. The surface should be smooth and clean of debris or dust for adhesive installation techniques.

INCREASED NOISE REDUCTION

MUTECLAD™ can be installed using methods that yield various NRC values:

Furring the wall out evenly can provide exceedingly satisfying results for projects requiring uncompromised standards of craftsmanship for uneven walls. Additionally, furring creates an air gap that contributes to higher noise reduction coefficients.

Other options for increasing NRC is to include additional sound barrier insulation which depending on the product could result in high-level noise reduction.

For additional sound dampening please contact for more details.

FABRICATION

STANDARD CUTTING

MUTECLAD™ cuts beautifully with the face up, using a sharp crosscut blade on a standard miter saw. If using a handheld circular saw, installers should mark and cut from the back side of the panel. If using a jig saw for compound curves mark and cut from the back as well using a bimetal blade with 12-14tpi.

CUSTOM PEIRCING

Please contact one of our sales representatives for our custom product program.

LAPPING JOINTS

MUTECLAD™ Adapted for Curves is designed to lap over the edges of the panels nearest to it. This provides a seamless design for your space as well as consistent reveals throughout. Custom termination details are available to cap edges for a seamless look.

**CUTS BEAUTIFULLY WITH A
STANDARD MITER SAW**



Follow us @madetoadapt

ADAPT STUDIO is located in Richmond, VA
www.madetoadapt.com

To inquire about pricing or other information, please email:
specs@madetoadapt.com

