



SLATCLAD™



Adaptable architectural solutions designed to remove the need for the typical millwork model. Select one of our standardized products or design along side us for a solution that lasts longer than your current project.

SLATCLAD™

KEY FEATURES

SLATCLAD™ is a product of Adapt Studio designed to cover flat surfaces for a number of applications. Available in three profile configurations, 6 backer widths, two lengths, several species and finishes. Designers can now specify exactly what they are looking for on their current projects while avoiding the high pricetag of traditional millwork solutions. All products are manufactured in Richmond, VA with sustainably-sourced, real lumber. Adapt Studio provides excellent finishes with high green standards for a better global future.

WHY CHOOSE SLATCLAD?

THOUGHTFUL DESIGN

- SOLID WOOD SLATS
- SUPERIOR QUALITY MATERIAL
- LAPPING JOINTS COVER SEAMS
- MULTIPLE INSTALLATION TECHNIQUES, INCLUDING PEAL AND STICK

PRACTICAL USE

- SOAP AND WATER CLEANABLE
- DURABLE OIL-BASED FLOORING FINISHES
- HIGH-TRAFFIC READY

SPECIFIABLE

- MULTIPLE PROFILE CONFIGURATIONS
- DESIGNING WITH MULTIPLE WIDTHS
- SEVERAL SPECIES AND FINISH OPTIONS
- TWO PANEL LENGTHS
- SUITABLE FOR WALLS AND CEILINGS
- REMOVES THE MILLWORKER PRICE



**FIND THE PERFECT OPTION
FOR YOUR PROJECT**

STEP 1: SLATCLAD LINE OPTIONS

STEP 2: CHOOSE A SLAT PROFILE

STEP 3: CHOOSE A BACKER WIDTH

STEP 4: CHOOSE A FINISH

STEP 5: WRITE YOUR SPECIFICATION

SLATCLAD™ Line Options

PRODUCT OPTIONS

STEP 1: SLATCLAD LINE OPTIONS

SLATCLAD is available in two sub-product lines. Choose the product line that best serves your design. *SLATCLAD - Standard* provides a simple yet full-slatted design with slats occurring about every two inches. *SLATCLAD - Open* makes it possible for the designer to choose a larger opening between slats AND the profile of the slat.

Choose which product will suit your design conditions best. Both lines can be used beside one another for more slat variation. Both lines feature the same finishes and length availability.

Use SLATCLAD products on walls, ceilings, partitioning structures, soffits, elevator cabs, or any other area where consistent slatted surfaces are needed.

SLATCLAD - Standard

There are two profile configurations available for the Standard Line. After choosing a profile, skip ahead to step 4 and choose a finish.



1.25" FLAT PROFILE
COVERAGE WIDTH: 5.625"



1.25" REEDED PROFILE
COVERAGE WIDTH: 6.375"

SLATCLAD - Open

Designed with three slat types and six backer widths that range from 3.75" to 23.5". If choosing this line, continue to step 2 and choose a slat profile.



**MADE IN
RICHMOND, VA**

SLATCLAD™ Open

PRODUCT OPTIONS

STEP 2: CHOOSE A SLAT PROFILE

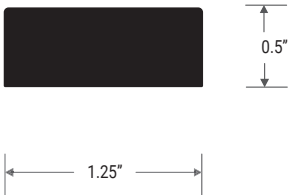
SLATCLAD - Open is offered in three profiles; 1" Flat, 1.25" Flat, and 1.25" Reed. Our flat profiles have a rich but planer feel that is both modern and natural looking. A straight plane of rich material pairs with a subtle, yet distinct shadow line. 1.25" Reed presents a more three dimensional take on slatted walls. It is a luxurious look with each curved slat modelled by surrounding light, enriching its finish. These slats provide distinct, clear lines to divide a space offering structure and depth to otherwise bland walls. The larger and more open gap of SLATCLAD - Open provides a clear view of the real wood veneer surface of the backer.

PROFILES


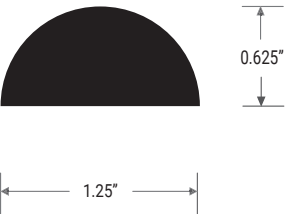
1" FLAT



1.25" FLAT



1.25" REED



SLATCLAD™ Open

PRODUCT OPTIONS

STEP 3: CHOOSE A BACKER WIDTH


SLATCLAD - Open gives the specifier the opportunity to pick from 6 different backer widths to customize the spacing between gaps according to his/her satisfaction. Ranging from 3.75" to 23.5" these gaps provide a nice "open" view to the beautiful real wood finishes beyond.

Choose a width to customize your project with six options. Use multiple options for a single elevation. Do you have an obstruction detail that terminates in the middle of your array of panels? Just use one of the more narrow options where this is needed. SLATCLAD - Open is designed to offer predetermined widths for various design situations making it easier to specify rather than rely on a costly, custom solutions.

WIDTHS

3.75"	11.5"
5.625"	15.5"
6.375"	23.5"

TOUNGUE + GROOVE ASSEMBLY



DESIGN NOTES:

VARIABLE WIDTHS

High-quality plain-sliced wood veneer
Multi-layered veneer core plywood
Eco - friendly
Sustainably sourced

MIX MATCH

MUTECLAD features an 9mm PET felt with acoustic properties. This thickness of PET felt has a noise reduction coefficient (NRC) of 0.3 alone. The addition of slats on the surface increases diffusion. We recommend adding additional furring and sound board insulation for high acoustic requirements.

TERMINATIONS

Lead times for our standard product line is typically 8-10wks but are subject to change for custom orders including change of species, colors, and other modifications to the standard product line.

SLATCLAD™ Standard & Open

PRODUCT OPTIONS

STEP 4: CHOOSE A FINISH

Both *SLATCLAD - Standard* and *SLATCLAD - Open* are available in the full line of oil-based finishes as well as custom finishes and material substitutions. Our hard wax oil finishes are designed to keep up with the rigorous demands of the flooring industry yet are also derived from clean sunflower oil for a sustainable future.

The waterborne opaque lacquer option can match any existing color in the Sherwin Williams catalog. From light and airy to dark and moody, we offer a finish solution for whatever palette you are looking for.

STANDARD OIL-BASED FINISHES ON OAK



DARKENED OAK

RAW OAK

LIGHTENED OAK

OILED OAK



CUSTOM FINISHES AND SUBSTITUTIONS



CALIFORNIA WALNUT

WATERBORNE OPAQUE LACQUER

BRIGHT BIRCH PLYWOOD

COLORS BY SHERWIN-WILLIAMS
BASES CERTIFIED BY GREENGUARD

**SHERWIN
WILLIAMS®**



SLATCLAD™ Standard & Open

SPECIFICATIONS

STEP 5: WRITE YOUR SPECIFICATION

We know how important it is to get the right product with the correct options on site the very first time! After identifying your product it's time to clarify your product options for your purchaser.

In this step, follow the format below to ensure the correct specification. Fill in the black boxes with your chosen option listed in gray. Copy this format into your drawing set with all the included punctuation and we will take it from there.

SLATCLAD™ - Standard

SLATCLAD™ Standard - **PROFILE** , **FINISH** By Adapt Studio | specs@madetoadapt.com

1" FLAT	RAW OAK
1.25" REED	OILED OAK
	LIGHTENED OAK
	DARKENED OAK
	BRIGHT BIRCH
	CALIFORNIA WALNUT
	PAINTED (Color Code)

EXAMPLE:

SLATCLAD™ Standard - **1" FLAT** , **RAW OAK** By Adapt Studio | specs@madetoadapt.com

SLATCLAD™ - Open

SLATCLAD™ Adapted - **PROFILE** , **FINISH** (**BACKER WIDTH**) By Adapt Studio | specs@madetoadapt.com

1" FLAT	RAW OAK	3.75"
1.25" FLAT	OILED OAK	5.625"
1.25" REED	LIGHTENED OAK	6.375"
	DARKENED OAK	11.5"
	BRIGHT BIRCH	15.5"
	CALIFORNIA WALNUT	23.5"
	PAINTED (Color Code)	

EXAMPLE:

SLATCLAD™ Adapted - **1" FLAT** , **RAW OAK** (**3.75"**) By Adapt Studio | specs@madetoadapt.com

NOTES:

WHY DO THIS?

We know that mistakes can happen in any office. By following this simple format, we drastically diminish the many factors that can create an incorrect specification. Following this format keeps the specification intact with all the necessary information that your design team and your client has spent valuable time deliberating over.

THREE-PART SPEC?

Adapt Studio produces fully realized products designed to be installed by wall and ceiling system experts. We recommend specifying OUTSIDE of division 06 to maintain consistent product expectations. By classifying a clear product spec under walls and ceilings or other similar divisions, ADAPT STUDIO can help keep your product from becoming a costly custom millwork solution.

For more questions, please email us at
specs@madetoadapt.com.

SLATCLAD™

ADDITIONAL INFORMATION

TECHNICAL INFORMATION

INSTALLATION

SYSTEMS INTEGRATION

REPEATABLE WIDTHS

Consistent reveals are achieved effortlessly with our pre-engineered products. You never have to worry about the gaps being off again. Our manufacturing process produces consistent reveals every time.

LIGHTING

We built SLATCLAD to integrate with typical widths of auto-release clipped down lighting so that it can be used on ceilings. Please speak with a product designer for more information.

HVAC

Integrated flanges for ceilings available through our custom program. Please contact one of our sales representatives for more details.

SURROUNDING MILLWORK

MATCHING FINISHES

What if you need base moulding with a matching finish, door casings or window trim? We provide custom millwork integration wherever needed to achieve the harmony your space requires.

Contact one of our sales representatives about our custom capabilities.

BASIC INSTALLATION METHODS

SLATCLAD™ - *Standard* and SLATCLAD - *Open* can be installed using one of three methods for different conditions.

-Peel and stick, high-strength acrylic adhesive designed for drywall

-Direct installation to 3/4" furring using polyurethane adhesive and brad nails.

-Direct polyurethane adhesive to drywall or plywood with the use of mechanical fasteners such as 2" - 18 ga. brad nails.

Please speak with your sales representative about which installation method is right for your application and requirements.

SUBSTRATES

We recommend applying SLATCLAD™ to clean drywall or plywood. The surface should be smooth and devoid of dust or debris for adhesive installation techniques.

FABRICATION

STANDARD CUTTING

SLATCLAD™ cuts beautifully with the face up, using a sharp crosscut blade on a standard miter saw. If using a circular saw, installers should mark and cut from the back side of the panel. If using a jig saw for compound curves mark and cut from the back as well using a bimetal blade with 12-14tpi.

CUSTOM PEIRCING

Please contact one of our sales representatives for our custom product program.

TOUNGUE AND GROOVE

SLATCLAD™ is designed to lap over the edges of the panels nearest to it. This provides a seamless design for your space as well as consistent reveals throughout. Custom termination details are available to cap edges for a seamless look.

**CUTS BEAUTIFULLY WITH A
STANDARD MITER SAW**





MATERIAL

MATERIALS

RESPONSIBLE FORESTRY

Slats are made from solid lumber and sourced sustainably for a promising global future in mind. We work with local mills to provide the highest quality lumber possible within the industry.

HIGH-TRAFFIC

The solid wood slats on SLATCLAD™ are ready for real life and real people. We know almost anything can happen in a busy setting so dents and small scratches are inevitable. We can provide a maintenance oil, safe and easy to use by anyone regardless of their expertise to hide superficial scratches and bring SLATCLAD™ back to it's original luster.

EASY CLEANING

Our products have a protective coating making them ready right away for water-based cleaning. Surfaces will resist stains from dirt and grime automatically. We recommend typical soap and water and a non abrasive pad for cleaning.

FINISHES

NON-TOXIC Hard Wax Oil Finishes

Eco-friendly with Zero VOCs.
Binding agents are derived from renewable, raw plant materials
Finishes are Greenguard Gold Standard products

LIGHTFASTNESS + UV RESISTANCE

Our finishes will not yellow over time.
Keeping in mind that wood can oxidize over time causing the lumber to get darker or lighter depending on the species. This is a natural process related to the characteristics of wood in general.

If darkening or lightening is a concern a UV resistant coating should be used for intense lighting conditions. Please speak with your sales representative about this option.

BACKER

High-quality plain-sliced wood veneer
Multi-layered veneer core plywood
Eco - friendly
Sustainably sourced

Please contact one of our sales representatives for details.

adapt™

Follow us @madetoadapt

ADAPT STUDIO is located in Richmond, VA
www.madetoadapt.com

To inquire about pricing or other information, please email:
specs@madetoadapt.com

adapt[™]

ADAPT STUDIO is located in Richmond, VA
Inquire about pricing at www.madetoadapt.com